




DELUXE ACCORDION HARNESS™


Fasten top of straps to accordion following illustration steps 1,2,3.

Fasten bottom of straps to accordion as follows: Unfasten quick disconnect from main strap and thread through lower connection areas as shown (4). Pass connector through loop (5) and tighten (6). Reattach quick disconnect to main strap. Overall length of strap can be adjusted at the base of the pad.


The **Deluxe Accordion Harness™** features a backstrap that can be fully adjusted to the position most comfortable for you.




Step 1




Step 2




Step 3



Step 4



Step 5



Step 6



Fully adjustable backstrap

The **DELUXE ACCORDION HARNESS™** is ideal for players who require extra support with a backstrap. The top of the instrument is fastened by strong nylon webbing. The bottom utilizes our unique loop fastener with quick disconnects. This easy-access system makes all the difference!

The **DELUXE ACCORDION HARNESS™** transforms the accordion into a joy to play, not a burden!